TITLE: BOUNDARY WALL DETAILS FOR SLOPING TERRAIN

DWG NO

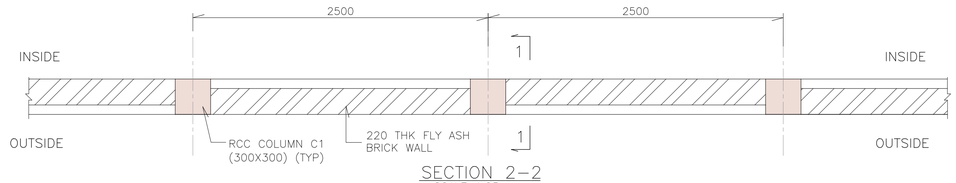

SECTION 2–2
SCALE 1:25

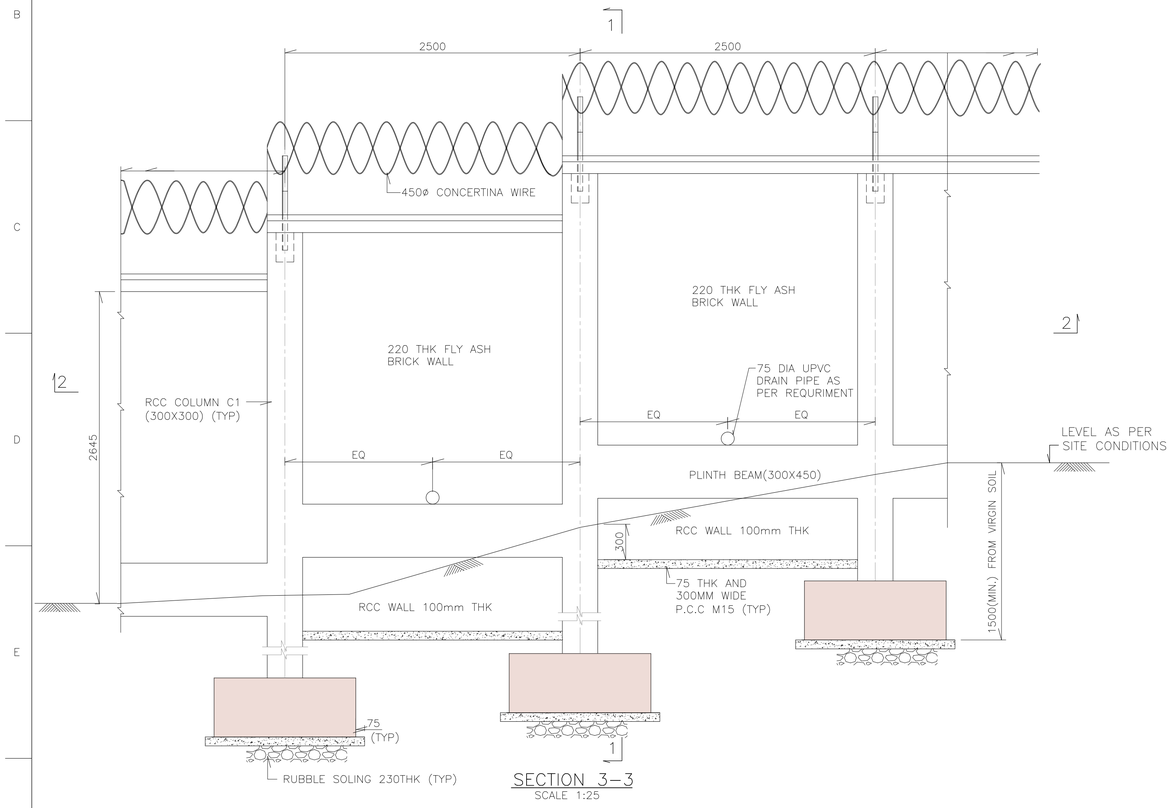

SECTION 3–3
SCALE 1:25

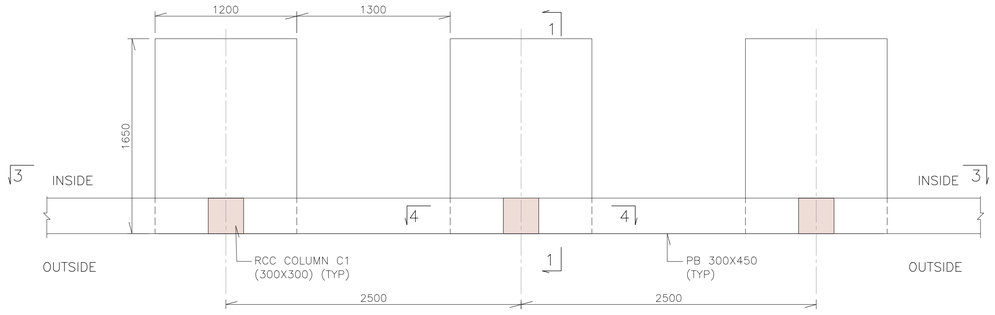

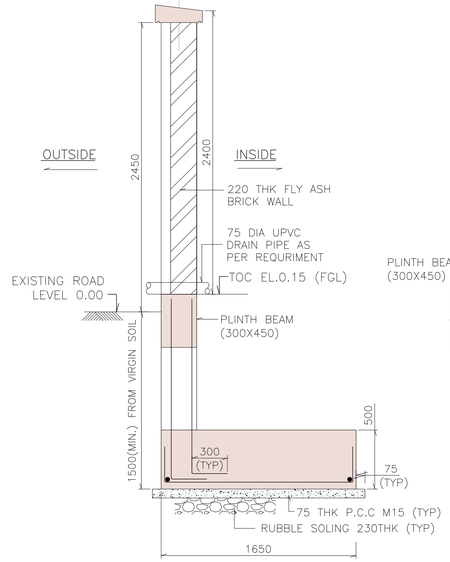

SECTION 1–1
SCALE 1:25

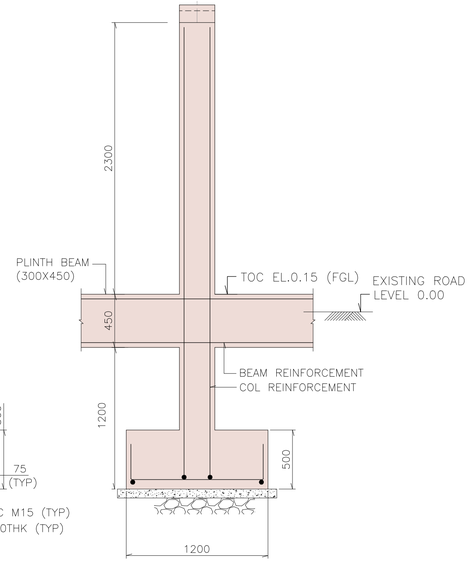

SECTION 4–4
SCALE 1:25

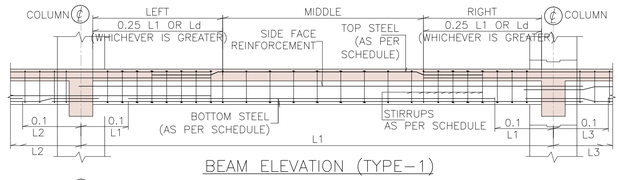

BEAM ELEVATION (TYPE–1)

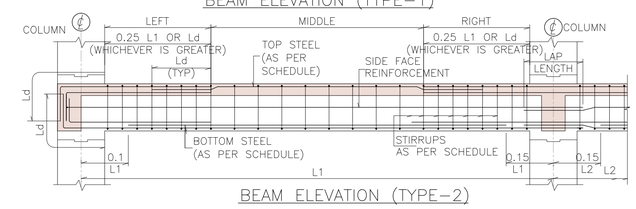

BEAM ELEVATION (TYPE–2)

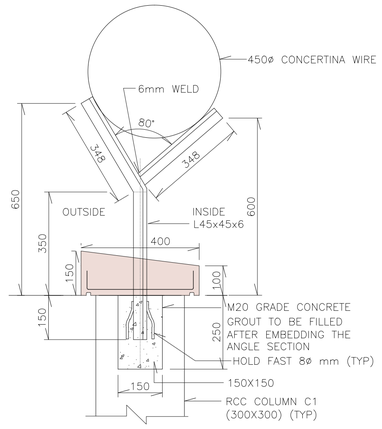

TYP COPING DETAILS
1:10

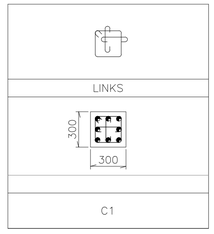

COLUMN SCHEDULE

LEGEND:-

GL	GROUND LEVEL
TYP	TYPICAL
THK	THICKNESS
C1	COLUMN
F1	FOOTING
℄	CENTER LINE
MIN.	MINIMUM
TOC	TOP OF CONCRETE
EL	ELEVATION
FGL	FINISH GROUND LEVEL
EQ	EQUAL

NOTES:-

1. ALL DIMENSIONS ARE IN MILLIMETRES AND ELEVATIONS ARE IN METRES, UNLESS OTHERWISE NOTED.
2. ALL THE DIMENSIONS SHALL BE CHECKED AND VERIFIED AT SITE.
3. DRAWING SHALL NOT BE SCALED, WRITTEN DIMENSIONS SHALL BE FOLLOWED.
4. ALL STRUCTURAL CONCRETE SHALL BE OF M25 GRADE WITH 20MM DOWNGRADED COARSE AGGREGATES.
5. REINFORCEMENT STEEL SHALL BE HIGH STRENGTH DEFORMED BARS (HYSD) OF GRADE Fe 500D CONFORMING TO IS–1786.
6. ANY DISCREPANCY SHALL BE REPORTED TO ENGINEER AND RESOLVED PRIOR TO THE COMMENCEMENT OF WORK.
7. FOR DETAILING AND CONSTRUCTION OF WELDED CONNECTIONS ALL PROVISIONS OF IS:9595–1996, IS: 816–1969 AND SPECIFICATION PERTAINING TO DESIGN, DETAILING AND CONSTRUCTION SHALL APPLY.
8. ALL WELDS SHALL BE MINIMUM 6 MM THICK FILLET WELDS.
9. CLEAR COVER TO MAIN REINFORCEMENT SHALL BE AS FOLLOW.
   - COLUMN ---------- 40MM
   - FOOTING ---------- 50MM
   - PLINTH BEAM ---------- 40MM
   - COPING ---------- 25MM
10. ENSURE SBC OF 15 T/M SQM. AT 1.5M BELOW GROUND LEVEL
11. BACKFILLING SHALL BE DONE BEFORE THE CONSTRUCTION OF BRICK MASONRY.
12. IF REQUIRED SBC IS NOT AVAILABLE AT A MENTIONED DEPTH , APPROVAL OF DESIGN ENGINEER SHALL BE OBTAINED PRIOR TO THE COMMENCEMENT OF WORK.
13. THE CONTRACTOR SHALL PROCURE PORTLAND POZZOLANA CEMENT (PPC) CONFORMING TO IS:1489 (PART–1)
14. THE PROFILE OF BOUNDARY WALL WILL VARY ALONG THE EXISTING GROUND PROFILE.

ENGINEERING REFERENCE DRAWINGS:-

GUARD HOUSE PLAN , ELEVATION AND SECTION ------TCE.10106A–100–AC–5427
BOUNDARY WALL PLAN , ELEVATION AND SECTION ------TCE.10106A–100–AC–5428
ENTRANCE GATE PLAN , ELEVATION AND SECTION ------TCE.10106A–100–AC–5429

CONSTRUCTION REFERENCE DRAWING:-

GENERAL ARRAGEMENT OF GUARD HOUSE AND CHANGING ROOM ------TCE.10106A–186–GA–6000

DO NOT SCALE | FOR TENDER

OFFICE OF THE DEVELOPMENT COMMISSIONER (MSME), MINISTRY OF MICRO, SMALL AND MEDIUM ENTERPRISES, GOVERNMENT OF INDIA

BOUNDARY WALL DETAILS FOR SLOPING TERRAIN

TATA CONSULTING ENGINEERS LIMITED
MUMBAI

FOR RO ISSUE ONLY		
CLEARED		
DISC.	SIGNATURE	DATE
CIVIL		
ELEC		
I&C		
MECH		

ISSUE	REVISIONS	DRN	CLEARED CIVIL	ELEC	I&C	MECH	APPD	DATE

ISSUE	REVISIONS	DRN	CLEARED CIVIL	ELEC	I&C	MECH	APPD	DATE

FILE NAME : TCE10106AGA6002

'P' (PRELIMINARY) ISSUES ARE NOT TO BE USED FOR CONSTRUCTION / FABRICATION BUT ARE ISSUED FOR LIMITED PURPOSES ONLY AS INDICATED IN THE 'SMALL BLOCK' AT THE TOP RIGHT HAND CORNER OF THE TITLE BLOCK.

CONSTRUCTION / FABRICATION WORK IS PERMITTED ON 'R' (RELEASED) ISSUES ONLY.

INFORMATION CONTAINED WITHIN 'HOLD' IS NOT RELEASED FOR CONSTRUCTION/ FABRICATION. FIELD MUST SET DESIGN OFFICE TO CLEAR 'HOLDS' IN TIME BEFORE PROCEEDING WITH ANY CONSTRUCTION/FABRICATION WORK RELATED TO 'HOLDS'.

SCALE: AS SHOWN	APPROVED	DATE (RO ISSUE)
DEL.CENTRE–DISC: MUM–CV		DATE (CURRENT ISSUE) 25–02–2016
DRN: SVD		
CHD:	DWG NO TCE.10106A–100–GA–6002	ISSUE PO

SIZE A1

FILE NAME: F–041–Rev–R5.dwg

TCE FORM NO. 041 R5

TITLE: GENERAL ARRAGEMENT OF GUARD HOUSE AND CHANGING ROOM

DWG NO TCE.10106A-186-GA-6000

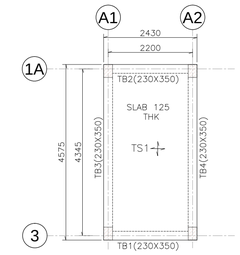

TERRACE BEAM AT TOC TOC EL.3.925

SCALE 1:75

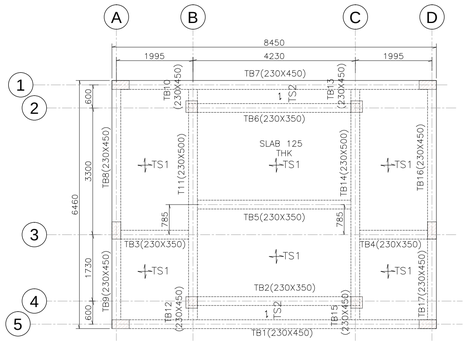

TERRACE BEAM AT TOC EL.3.925

SCALE 1:75

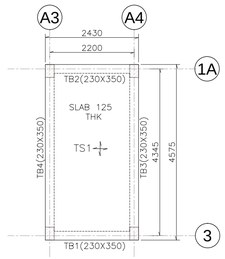

TERRACE BEAM AT TOC TOC EL.3.925

SCALE 1:75

FOOTING SCHEDULE FOR GUARD ROOM

FOOTING NUMBERS	COLUMN NUMBERS	FOOTING TYPE	FOOTING DIMENSION			
			L	B	D1	D2
F1, F2	C1, C2	Pad	1450	1250	300	–
F3,F4	C3,C4	Pad	1400	1400	325	–
F5,F6	C5,C6	Pad	1250	1050	300	–
F7,F8	C7,C8	Pad	1400	1400	325	–
F9,F10	C9,C10	Pad	1300	1100	300	–
F11, F12	C11,C12	Pad	950	950	300	–

SCHEDULE FOR COLUMN

COLUMN NUMBERS	SIZE		REMARKS
	B	D	
C1, C2, C5, C6, C9, C10	230	450	–
C3, C4, C7, C8	300	300	–
C11,C12	230	230	–
C13, C14, C15, C16	230	350	–

FOOTING SCHEDUL FOR CHANGING ROOM

FOOTING NUMBERS	COLUMN NUMBERS	FOOTING TYPE	FOOTING DIMENSION			
			L	B	D1	D2
F13, F14, F15, F16	C13, C14, C15,C16	Pad	1200	1100	300	–

LEGEND:-

GL ——— GROUND LEVEL
TYP ——— TYPICAL
THK ——— THICKNESS
C1 ——— COLUMN
F1 ——— FOOTING
℄ ——— CENTER LINE
MIN. ——— MINIMUM
D1 ——— DEPTH
TOC ——— TOP OF CONCRETE
FGL ——— FINISHED GROUND LEVEL

NOTES:-

1. ALL DIMENSIONS ARE IN MILLIMETERS AND ELEVATIONS ARE IN METRES, UNLESS OTHERWISE NOTED.
2. ALL THE DIMENSIONS SHALL BE CHECKED AND VERIFIED AT SITE.
3. DRAWING SHALL NOT BE SCALED, WRITTEN DIMENSIONS SHALL BE FOLLOWED.
4. ALL STRUCTURAL CONCRETE SHALL BE OF M25 GRADE WITH 20MM DOWNGRADED COARSE AGGREGATES.
5. REINFORCEMENT STEEL SHALL BE HIGH STRENGTH DEFORMED BARS (HYSD) OF GRADE Fe 500D CONFORMING TO IS–1786.
6. ANY DISCREPANCY SHALL BE REPORTED TO ENGINEER AND RESOLVED PRIOR TO THE COMMENCEMENT OF WORK.
7. CLEAR COVER TO MAIN REINFORCEMENT SHALL BE AS FOLLOW.
   FOOTING----------50MM
   PLINTH BEAM --------40MM
   GENERAL BEAM -------- 30MM
   COLUMN ----------40MM
8. ENSURE SBC OF 15 T/M SQM. AT 1.5M BELOW GL.
9. IF REQUIRED SBC IS NOT AVAILABLE AT A MENTIONED DEPTH , APPROVAL OF DESIGN ENGINEER SHALL BE OBTAINED PRIOR TO THE COMMENCEMENT OF WORK.
10. THE CONTRACTOR SHALL PROCURE PORTLAND POZZOLANA CEMENT (PPC) CONFORMING TO IS:1489 (PART–1)

ENGINEERING REFERENCE DRAWINGS:-

GUARD HOUSE PLAN , ELEVATION AND SECTION
------TCE.10106A–100–AC–5427
BOUNDARY WALL PLAN , ELEVATION AND SECTION
------TCE.10106A–100–AC–5428
ENTRANCE GATE PLAN , ELEVATION AND SECTION
------TCE.10106A–100–AC–5429

CONSTRUCTION REFERENCE DRAWING:-

BOUNDARY WALL DETAILS ------ TCE.10106A–100–GA–6001

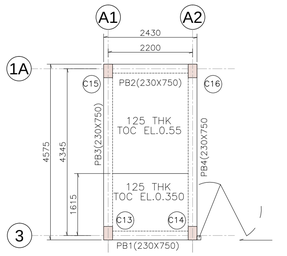

PLINTH BEAM AT TOC EL.0.55

SCALE 1:75

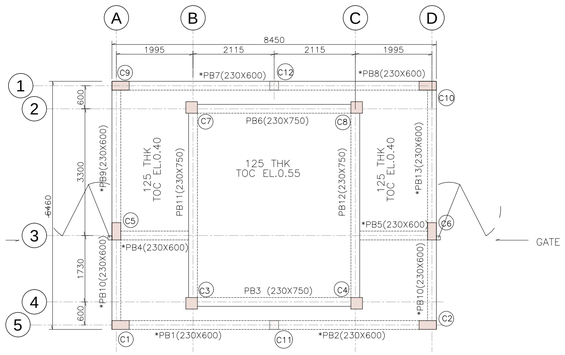

PLINTH BEAM AT TOC EL.0.55

(* TOC EL 0.40)
(COL–11,12 UPTO PLINTH LEVEL)

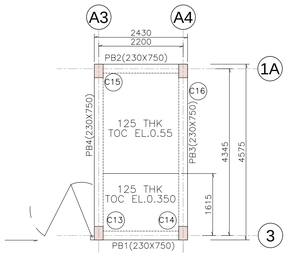

PLINTH BEAM AT TOC EL.0.55

SCALE 1:75

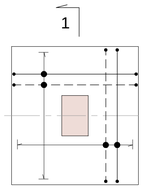

TYPICAL PLAN OF FOOTING FOR TOP & BOTTOM REINFORCEMENT

SCALE 1:25

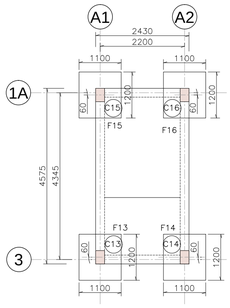

FOUNDATION PLAN

1.5 BELOW G.L.
SCALE 1:75

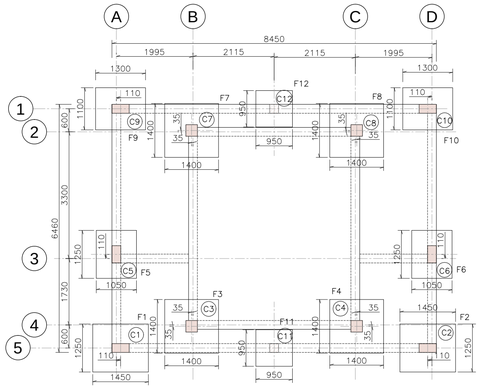

FOUNDATION PLAN

1.5 BELOW G.L.
SCALE 1:75

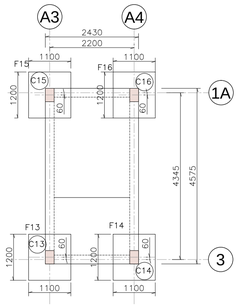

FOUNDATION PLAN

1.5 BELOW G.L.
SCALE 1:75

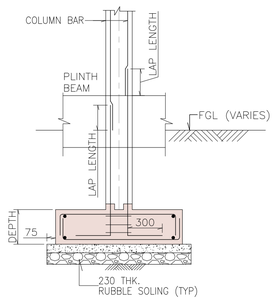

SECTION 1–1

1:25

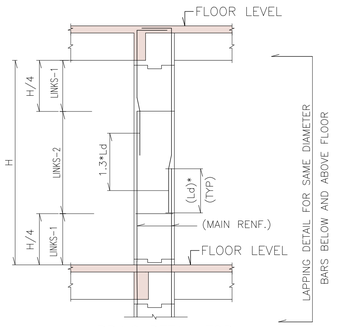

LAPPING DETAIL FOR COLUMN OF SAME SIZE

* (Ld) LAP LENGTH OF 50 TIMES DIAMETER OF SMALLER OF THE TWO BARS TO BE LAPPED

NOTE: ONLY TWO BARS SHOWN FOR CLARITY

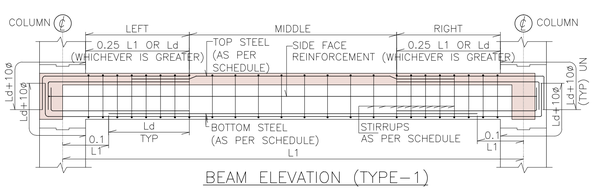

BEAM ELEVATION (TYPE–1)

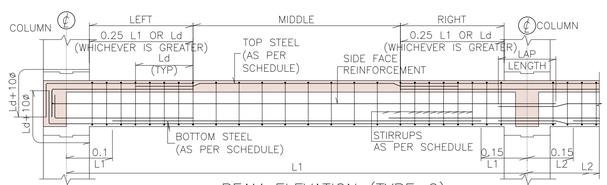

BEAM ELEVATION (TYPE–2)

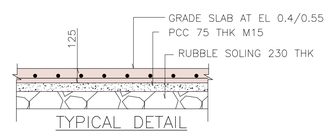

TYPICAL DETAIL OF GRADE SLAB

SCALE 1:25

DO NOT SCALE | FOR TENDER

OFFICE OF THE DEVELOPMENT COMMISSIONER (MSME), MINISTRY OF MICRO, SMALL AND MEDIUM ENTERPRISES, GOVERNMENT OF INDIA

GENERAL ARRAGEMENT OF GUARD HOUSE AND CHANGING ROOM

TATA CONSULTING ENGINEERS LIMITED
MUMBAI

SCALE: AS SHOWN	APPROVED	DATE (RO ISSUE)
DEL.CENTRE-DISC: MUM-CV		DATE (CURRENT ISSUE) 25-01-2016
DRN: SVD		
CHD:	DWG NO TCE.10106A-186-GA-6000	ISSUE P1

FILE NAME : TCE10106AGA6000

'P' (PRELIMINARY) ISSUES ARE NOT TO BE USED FOR CONSTRUCTION / FABRICATION BUT ARE ISSUED FOR LIMITED PURPOSES ONLY AS INDICATED IN THE SMALL BLOCK AT THE TOP RIGHT HAND CORNER OF THE TITLE BLOCK.

CONSTRUCTION / FABRICATION WORK IS PERMITTED ON 'R' (RELEASED) ISSUES ONLY.

INFORMATION CONTAINED WITHIN 'HOLD' IS NOT RELEASED FOR CONSTRUCTION/ FABRICATION. THE FIELD MUST GET DECISION NOTICE TO CLEAR 'HOLD' IN ISSUE BEFORE PROCEEDING WITH ANY CONSTRUCTION/FABRICATION WORK RELATED TO 'HOLDS'.

FOR RO ISSUE ONLY		
	CLEARED	
DISC.	SIGNATURE	DATE
CIVIL		
ELEC		
I&C		
MECH		

ISSUE	REVISIONS	DRN	CLEARED: CIVIL	ELEC	I&C	MECH	APPD	DATE

ISSUE	REVISIONS	DRN	CLEARED: CIVIL	ELEC	I&C	MECH	APPD	DATE

FILE NAME: F-041-Rev-R5.dwg

TCE FORM NO. 041 R5

SIZE-A1

TITLE: MINISTRY OF MICRO, SMALL & MEDIUM ENTERPRISES
GUARD HOUSE – PLAN , ELEVATION & SECTIONS

DWG NO TCE.10106A-100-AC-5427

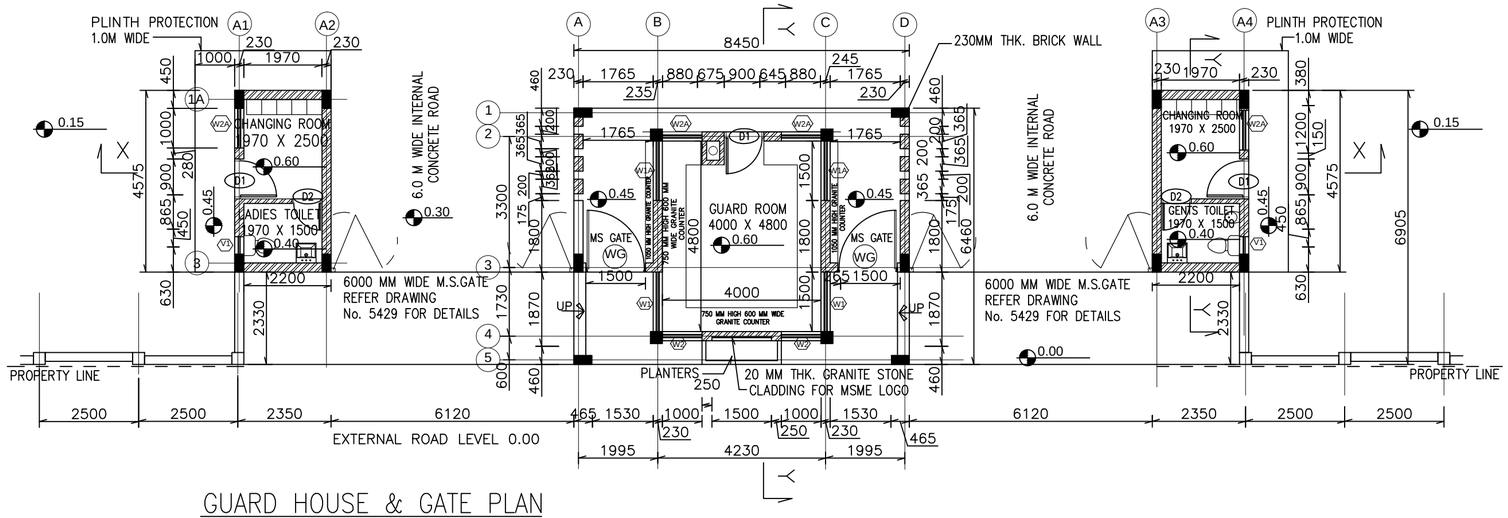

GUARD HOUSE & GATE PLAN

SCALE 1:100

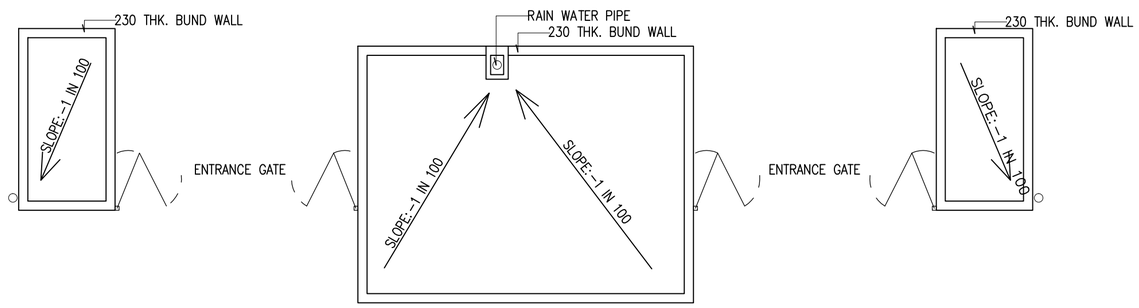

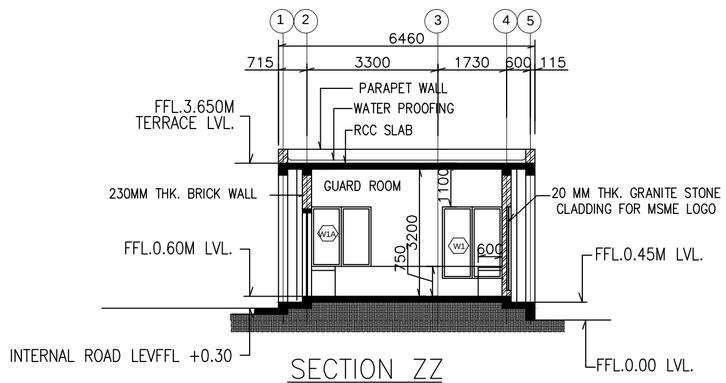

SECTION ZZ

SCALE 1:50

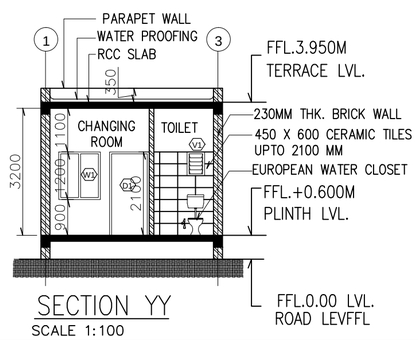

SECTION YY

SCALE 1:100

SCHEDULE OF FINISHES				
Area	Flooring	Skirting /Dado	Paint	Ceiling
Guard Room	Kota stone	Kota stone	OBD	OBD
Pedestrian Entry	Flamed finish Granite	-	Exterior grade cement paint	Exterior grade cement paint
Changing Room	Kota stone	Kota stone	OBD	OBD
Toilet	Kota stone	Ceramic tiles dado upto 2100mm	OBD	OBD

SCHEDULE OF DOORS & WINDOWS			
Item	Size	Description	Nos
D	1000X2100	METAL DOOR FRAMES	3
D1	750X2100	METAL DOOR FRAMES	2
W1	1500X1800	ALUMINIUM WINDOWS (FIXED) WITH TEMPERED GLASS WITH 4 MM SLIT IN GLASS AT BOTTOM	2
W2	1000X1800	ALUMINIUM WINDOWS (FIXED) WITH TEMPERED GLASS WITH 4 MM SLIT IN GLASS AT BOTTOM	2
W1A	1500X1800	ALUMINIUM WINDOWS (OPENABLE) WITH TOUGHENED GLASS	2
W2A	1000X1800	ALUMINIUM WINDOWS (OPENABLE) WITH TOUGHENED GLASS	4
V1	450 X 600	AL. VENTILATOR WITH LOUVERS	2

NOTES

1. ALL DIMENSIONS ARE IN MILIMETERS AND FFLEVATIONS IN METERS UNLESS NOTED OTHERWISE.
2. FFL. 0.00 CORRESPONDS TO EXISTING ROAD LEVFFL.
3. DO NOT SCALE THE DRAWING
4. ANY DISCREPANCY IN THE DRAWING SHALL BE BROUGHT TO THE IMMEDIATE NOTICE OF ARCHITECT, PRIOR TO EXECUTION OF WORK
5. ALL FLOOR FFLEVATIONS MENTIONED ARE FINISHED FLOOR LEVFFLS
6. REFER SPECIFICATION BEFORE EXECUTION OF ANY ITEM
7. ALL ROAD WORKS/ PAVEMENTS/ HARDSCAPE AS PER RELEVANT DRAWINGS/ DETAILS

REFERNCE DRAWING

1. TCE.10106A-100-AC-5428- PLAN, FFLEVATION & SECTION OF BOUNDARY WALL

DO NOT SCALE | FOR TENDER PURPOSE

OFFICE OF THE DEVELOPMENT COMMISSIONER (MSME)
MINISTRY OF MICRO, SMALL & MEDIUM ENTERPRISES
GOVERNMENT OF INDIA.

GUARD HOUSE – PLAN , ELEVATION & SECTION

TATA CONSULTING ENGINEERS LIMITED
MUMBAI

FOR RO ISSUE ONLY		
	CLEARED	
DISC.	SIGNATURE	DATE
CIVIL		
ELEC		
I&C		
MECH		

ISSUE	REVISIONS	DRN	CLEARED CIVIL	ELEC	I&C	MECH			APPD	DATE

FILE NAME : TCE.10106AAC5427

'P' (PRELIMINARY) ISSUES ARE NOT TO BE USED FOR CONSTRUCTION / FABRICATION BUT ARE ISSUED FOR LIMITED PURPOSES ONLY AS INDICATED IN THE SMALL BLOCK AT THE TOP RIGHT HAND CORNER OF THE TITLE BLOCK.

CONSTRUCTION / FABRICATION WORK IS PERMITTED ON 'R' (RELEASED) ISSUES ONLY.

INFORMATION CONTAINED WITHIN 'HOLD' IS NOT RELEASED FOR CONSTRUCTION/ FABRICATION. FIELD MUST GET DESIGN OFFICE TO CLEAR 'HOLDS' IN TIME BEFORE PROCEEDING WITH ANY CONSTRUCTION/FABRICATION WORK RELATED TO 'HOLDS'.

SCALE: AS SHOWN	APPROVED	DATE (RO ISSUE)
DEL.CENTRE-DISC:MUM-AC		DATE (CURRENT ISSUE) 25-01-2016
DRN: SR		
CHD:	DWG NO TCE.10106A-100-AC-5427	ISSUE P1

SIZE-A2

FILE NAME: F-042-Rev-R5.dwg

TCE FORM NO. 042 R5

TITLE: MINISTRY OF MICRO, SMALL & MEDIUM ENTERPRISES
BOUNDARY WALL – PLAN , ELEVATION & SECTIONS

DWG NO TCE.10106A-100-AC-5428

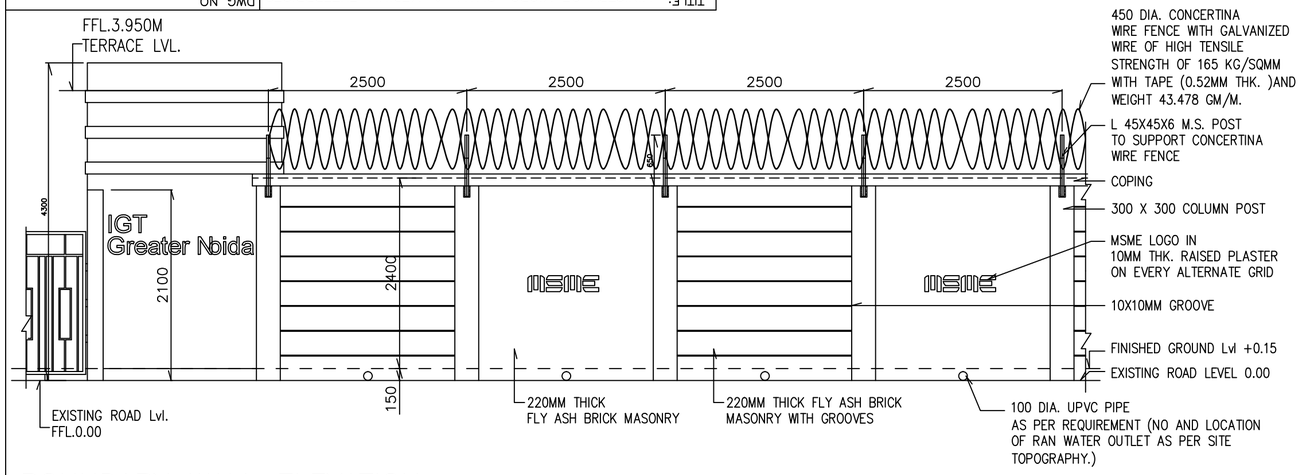

BOUNDARY WALL ELEVATION

SCALE 1:50

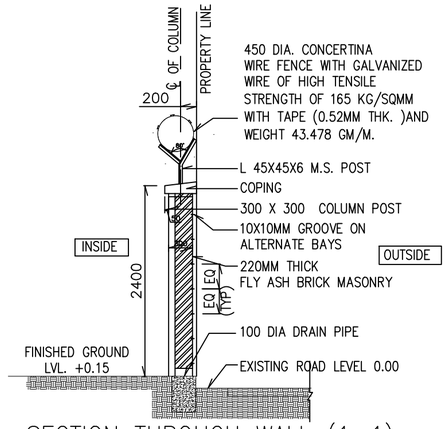

SECTION THROUGH WALL (1–1)

SCALE 1:50

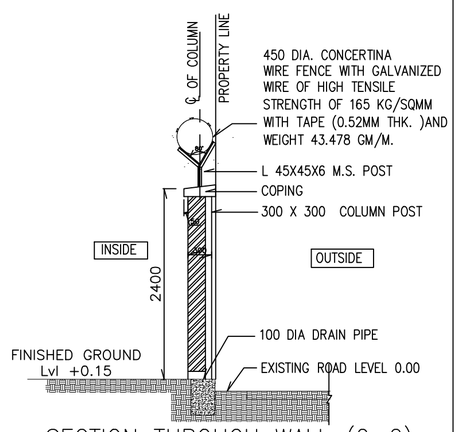

SECTION THROUGH WALL (2–2)

SCALE 1:50

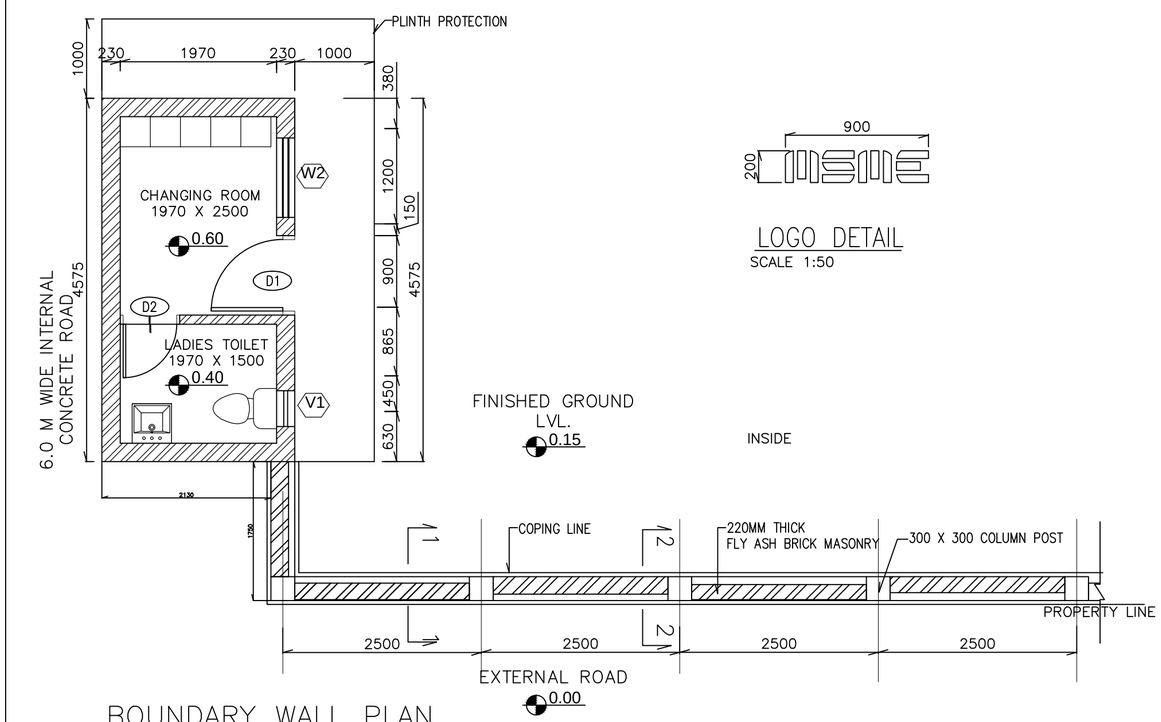

BOUNDARY WALL PLAN

SCALE 1:50

LOGO DETAIL

SCALE 1:50

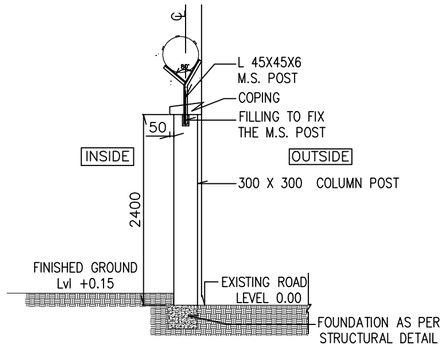

SECTION THROUGH COLUMN POST

SCALE 1:50

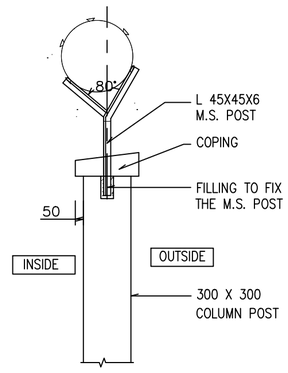

DETAIL TO FIX M.S. POST ON COLUMN

NOTES

1. ALL DIMENSIONS ARE IN MILIMETERS AND FFLEVATIONS IN METERS UNLESS NOTED OTHERWISE.
2. FFL. 0.00 CORRESPONDS TO EXISTING ROAD LEVFFL.
3. DO NOT SCALE THE DRAWING
4. ANY DISCREPANCY IN THE DRAWING SHALL BE BROUGHT TO THE IMMEDIATE NOTICE OF ARCHITECT, PRIOR TO EXECUTION OF WORK
5. ALL FLOOR FFLEVATIONS MENTIONED ARE FINISHED FLOOR LEVFFLS
6. GROOVES ON ALTERNATE PANFFLS TO BE FILLED WITH CEMENT MORTAR TO ACHIEVE THE DESIGN AS SHOWN AND BOUNDARY WALL TO BE PAINTED WITH EXTERIOR GRADE PAINT.
7. REFER SPECIFICATION BEFORE EXECUTION OF ANY ITEM
8. FGL AS PER SITE TOPOGRAPHY.

REFERNCE DRAWING

1. TCE.10106A–100–AC–5427– PLAN, FFLEVATION & SECTION OF GUARD HOUSE

ENGINEERING REFERNCE DRAWING

DO NOT SCALE | FOR TENDER PURPOSE

OFFICE OF THE DEVELOPMENT COMMISSIONER (MSME)
MINISTRY OF MICRO, SMALL & MEDIUM ENTERPRISES
GOVERNMENT OF INDIA.

BOUNDARY WALL – PLAN , ELEVATION & SECTION

TATA CONSULTING ENGINEERS LIMITED
MUMBAI

FOR R0 ISSUE ONLY		
	CLEARED	
DISC.	SIGNATURE	DATE
CIVIL		
ELEC		
I&C		
MECH		

ISSUE	REVISIONS	DRN	CLEARED: CIVIL	ELEC	I&C	MECH			APPD	DATE

FILE NAME : TCE.10106AAC5428

'P' (PRELIMINARY) ISSUES ARE NOT TO BE USED FOR CONSTRUCTION / FABRICATION BUT ARE ISSUED FOR LIMITED PURPOSES ONLY AS INDICATED IN THE SMALL BLOCK AT THE TOP RIGHT HAND CORNER OF THE TITLE BLOCK.

CONSTRUCTION / FABRICATION WORK IS PERMITTED ON 'R' (RELEASED) ISSUES ONLY.

INFORMATION CONTAINED WITHIN 'HOLD' IS NOT RELEASED FOR CONSTRUCTION/ FABRICATION. FIELD MUST GET DESIGN OFFICE TO CLEAR 'HOLDS' IN TIME BEFORE PROCEEDING WITH ANY CONSTRUCTION/FABRICATION WORK RELATED TO 'HOLDS'.

SCALE: AS SHOWN	APPROVED	DATE (R0 ISSUE)
DEL.CENTRE–DISC:MUM–AC		DATE (CURRENT ISSUE) 25–01–2016
DRN: SR		
CHD:	DWG NO TCE.10106A–100–AC–5428	ISSUE P1

SIZE–A2

FILE NAME: F–042–Rev–R5.dwg

TCE FORM NO. 042 R5

TITLE: MINISTRY OF MICRO, SMALL & MEDIUM ENTERPRISES
ENTRANCE GATE – PLAN, ELEVATION & SECTION
DWG NO TCE.10106A-100-AC-5429

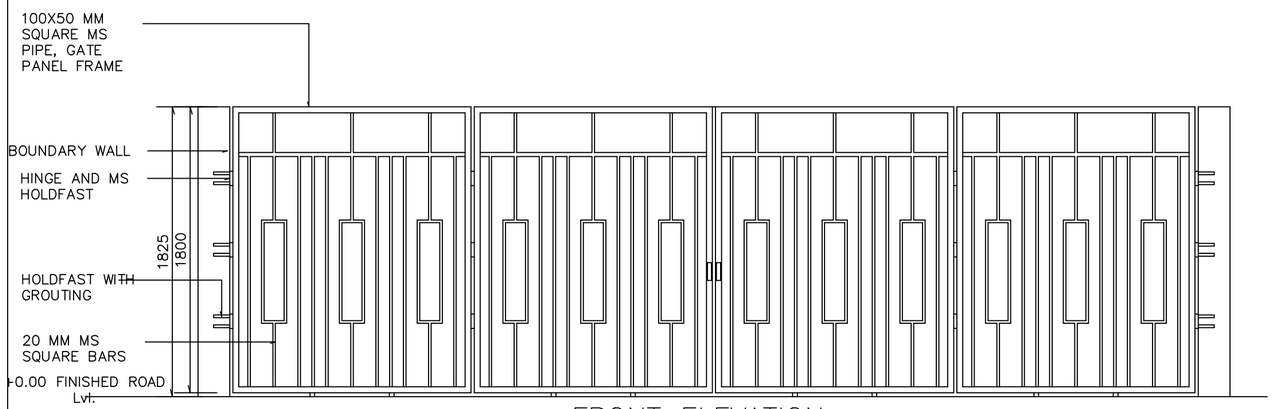

FRONT ELEVATION

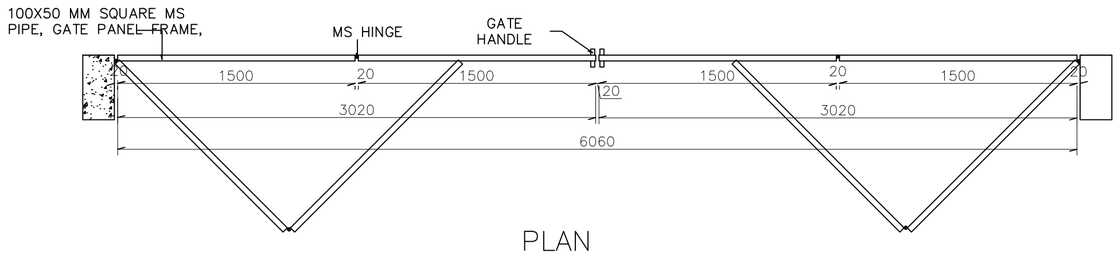

PLAN

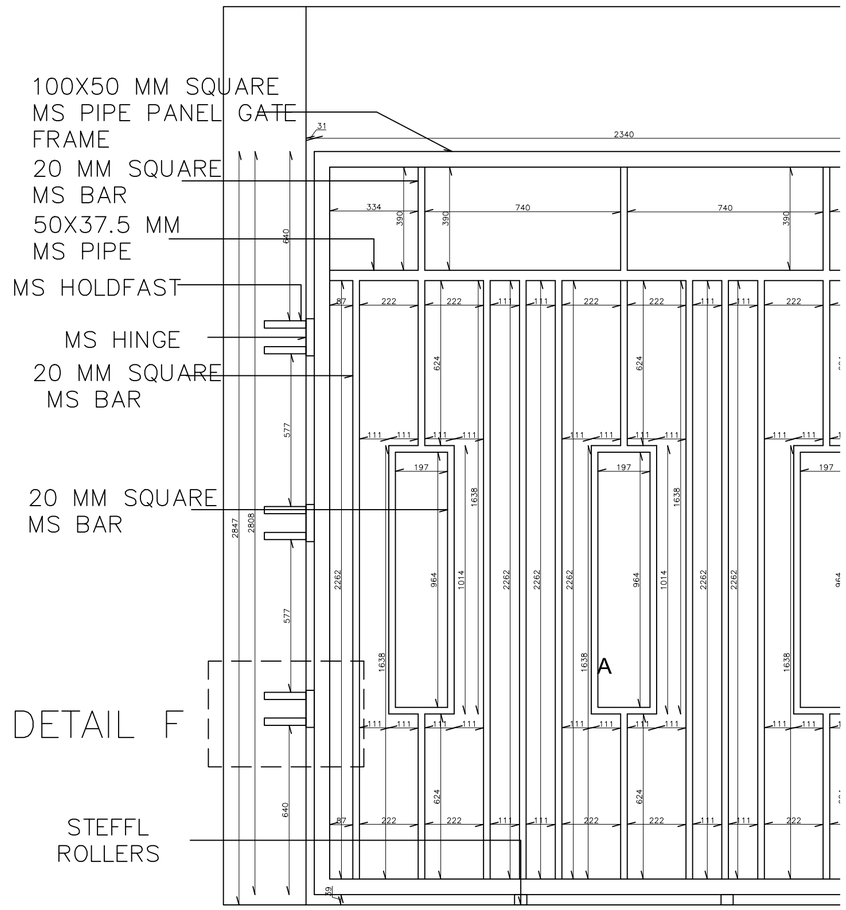

GATE PANEL DETAIL

NOTES

1. ALL DIMENSIONS ARE IN MILLIMETERS AND ELEVATIONS IN METERS UNLESS NOTED OTHERWISE.
2. EL. 0.00 CORRESPONDS TO EXISTING ROAD LEVEL.
3. DO NOT SCALE THE DRAWING
4. ANY DISCREPANCY IN THE DRAWING SHALL BE BROUGHT TO THE IMMEDIATE NOTICE OF ARCHITECT, PRIOR TO EXECUTION OF WORK
5. ALL FLOOR ELEVATIONS MENTIONED ARE FINISHED FLOOR LEVELS
6. REFER SPECIFICATION BEFORE EXECUTION OF ANY ITEM
7. ALL MS WORKS TO BE APPLIED WITH ZINC EPOXY PRIMER AND FINISHED WITH METALLIC PAINT AS PER DETAIL SPECIFICATIONS

REFERNCE DRAWING

1. TCE.10106A–100–AC–5427– PLAN, FFLEVATION & SECTION OF GUARD HOUSE
2. TCE.10106A–100–AC–5428– PLAN, FFLEVATION & SECTION OF BOUNDARY WALL

DO NOT SCALE | FOR TENDER PURPOSE

OFFICE OF THE DEVELOPMENT COMMISSIONER (MSME)
MINISTRY OF MICRO, SMALL & MEDIUM ENTERPRISES
GOVERNMENT OF INDIA.

ENTRANCE GATE – PLAN , ELEVATION & SECTION

TATA CONSULTING ENGINEERS LIMITED
MUMBAI

FOR R0 ISSUE ONLY			ISSUE	REVISIONS	DRN	CLEARED						APPD	DATE
	CLEARED					CIVIL	ELEC	I&C	MECH				
DISC.	SIGNATURE	DATE											
CIVIL													
ELEC													
I&C													
MECH													

FILE NAME : TCE.10106AAC5429

'P' (PRELIMINARY) ISSUES ARE NOT TO BE USED FOR CONSTRUCTION / FABRICATION BUT ARE ISSUED FOR LIMITED PURPOSES ONLY AS INDICATED IN THE SMALL BLOCK AT THE TOP RIGHT HAND CORNER OF THE TITLE BLOCK.

CONSTRUCTION / FABRICATION WORK IS PERMITTED ON 'R' (RELEASED) ISSUES ONLY.

INFORMATION CONTAINED WITHIN 'HOLD' IS NOT RELEASED FOR CONSTRUCTION/ FABRICATION. FIELD MUST GET DESIGN OFFICE TO CLEAR 'HOLDS' IN TIME BEFORE PROCEEDING WITH ANY CONSTRUCTION/FABRICATION WORK RELATED TO 'HOLDS'.

SCALE: AS SHOWN	APPROVED	DATE (R0 ISSUE)
DEL.CENTRE–DISC:MUM–AC		DATE (CURRENT ISSUE) 25–01–2016
DRN: SR		
CHD:	DWG NO TCE.10106A–100–AC–5429	ISSUE P1

SIZE–A2

FILE NAME: F–042–Rev–R5.dwg

TCE FORM NO. 042 R5

TITLE: MINISTRY OF MICRO, SMALL & MEDIUM ENTERPRISES
GUARD BLOCK- ELEVATION & SECTION

DWG NO TCE.10106A-100-AC-5430

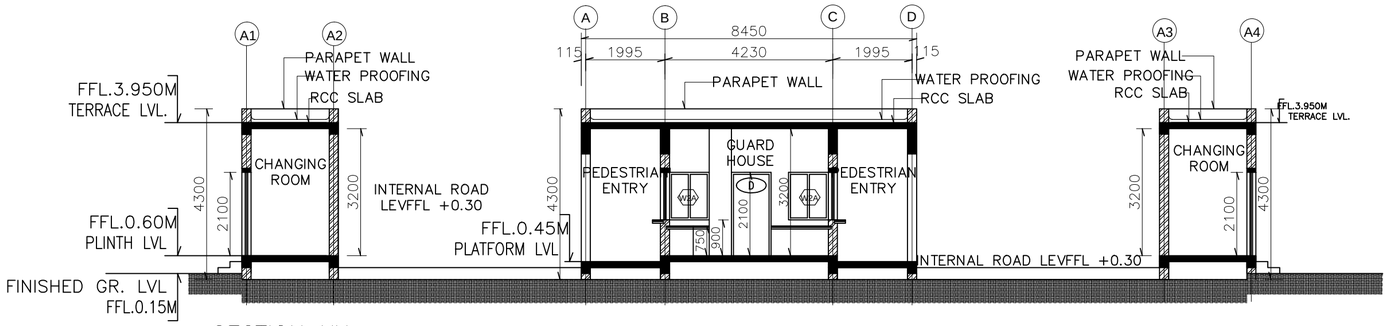

SECTION XX

SCALE 1:100

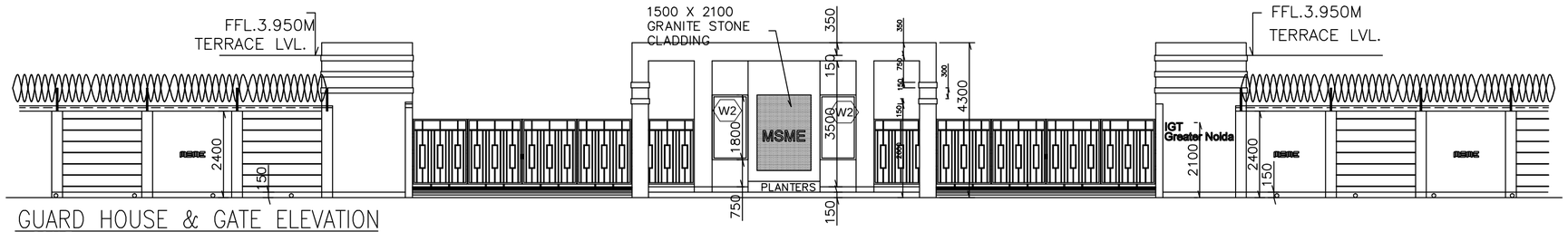

GUARD HOUSE & GATE ELEVATION

SCALE
1:100

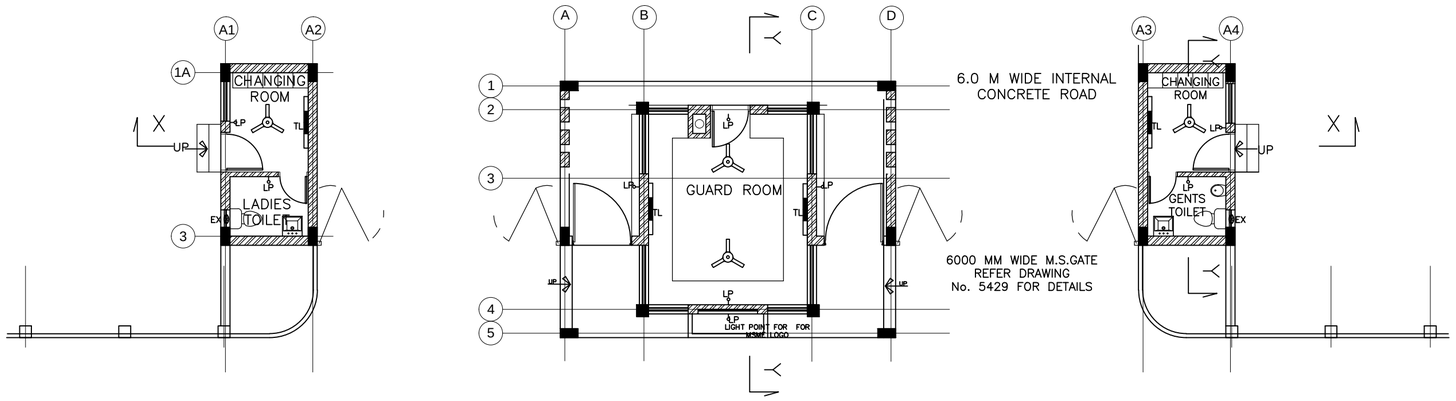

LIGHTING LAYOUT -GUARD HOUSE & GATE PLAN

SCALE 1:100

TUBE LIGHT
BRACKET LIGHT
CEILING FAN POINT
EXHAUST FAN

DO NOT SCALE | FOR TENDER PURPOSE

OFFICE OF THE DEVELOPMENT COMMISSIONER (MSME)
MINISTRY OF MICRO, SMALL & MEDIUM ENTERPRISES
GOVERNMENT OF INDIA.

GUARD BLOCK- ELEVATION & SECTION

TATA CONSULTING ENGINEERS LIMITED
MUMBAI

FOR R0 ISSUE ONLY		
	CLEARED	
DISC.	SIGNATURE	DATE
CIVIL		
ELEC		
I&C		
MECH		

ISSUE	REVISIONS	DRN	CLEARED CIVIL	ELEC	I&C	MECH			APPD	DATE

FILE NAME : TCE.10106AAC5430

'P' (PRELIMINARY) ISSUES ARE NOT TO BE USED FOR CONSTRUCTION / FABRICATION BUT ARE ISSUED FOR LIMITED PURPOSES ONLY AS INDICATED IN THE SMALL BLOCK AT THE TOP RIGHT HAND CORNER OF THE TITLE BLOCK.

CONSTRUCTION / FABRICATION WORK IS PERMITTED ON 'R' (RELEASED) ISSUES ONLY.

INFORMATION CONTAINED WITHIN 'HOLD' IS NOT RELEASED FOR CONSTRUCTION/ FABRICATION. FIELD MUST GET DESIGN OFFICE TO CLEAR 'HOLDS' IN TIME BEFORE PROCEEDING WITH ANY CONSTRUCTION/FABRICATION WORK RELATED TO 'HOLDS'.

SCALE: AS SHOWN	APPROVED	DATE (R0 ISSUE)
DEL.CENTRE-DISC:MUM-AC		DATE (CURRENT ISSUE) 25-01-2016
DRN: SR		
CHD:	DWG NO TCE.10106A-100-AC-5430	ISSUE P1

SIZE-A2

FILE NAME: F-042-Rev-R5.dwg

TCE FORM NO. 042 R5